

Primed To Clean

Prime Line

Multipurpose and Utensils Washers





The new Prime Line

WHY CHOOSING COMENDA PRIME LINE MULTIPURPOSE WASHERS

Durable and reliable, our Prime Line utensil and multipurpose washers are designed to remove the most stubborn stains, granting an uncompromise clean for every type of crockery: cutlery, kitchen utensils, trays and baking pans.

Developed for Pastry & Bakeries, butcheries and quick restaurants, ensure maximum performance and reduce your operating costs.





OUTSTANDING RESULTS



Stainless steel rotating upper and lower wash and rinse arms guarantee excellent results.

FLEXIBILITY



The **500x600** mm rack allows you to wash dishes, trays, pot & pans and bulky containers.

HYGIENE



Equipped with a triple filtration system designed to continually capture and remove particulate matter with no need for draining down the tank during the cycle.

RELIABILITY



The RCD (Rinse Control Device) ensures that consistent water pressure is applied during the rinse phase.

ERGONOMICS



The intuitive user design features clear cycle monitoring, colour-coded status indicators as well as four different programming options for washing cycles (Eco Fast, Glasses, Dishes and Intensive).



PF 46 R

Multipurpose
front-loading
washers

TECHNICAL FEATURES

DIMENSIONAL DATA


EXTERNAL DIMENSIONS (LxPxH mm)	RACK (mm)	CLEARANCE* (mm)	NET WEIGHT (Kg)
600x695x830	500x600	400	66

WASH PROGRAMS LENGHT (sec)

ECO FAST (Sec)	GLASSES (Sec)	DISHES (Sec)	INTENSIVE (Sec)
76	71	102	222

DATI TECNICI

POWER SUPPLY	MAX OUTPUT*** (racks/h)	RINSE WATER CONSUMPTION (l)	BOOSTER CAPACITY (l)	TANK HEATER (kW)
Multipower 230V ~ 50Hz 230V 3 ~ 50Hz 400V 3N ~ 50Hz	30	3,5	7,5	2
BOOSTER HEATER (kW)	WASH PUMP (kW)	INSTALLED LOAD (kW)	TANK CAPACITY (l)	
7	0,83	7,83	23	



Stainless steel rotating wash and rinse arms.
Standard

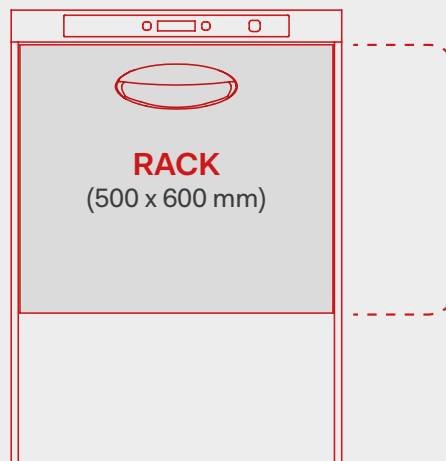
- Single skin body steel stainless AISI 304
- Molded double skin insulated door
- Built-in rinse aid dosing pump
- Provision for detergent dosing pump connection

Optional

- Drain Pump
- Detergent dosing pump
- Base stand C/W door and adjustable feet.

** The theoretical output refers to the unit connected to 55 °C incoming water temperature and max total installed power.

*** Optional. 60 racks/h max output with 7 kW boiler heating element.





CAN EASILY HANDLE



Dishes, mugs & cups



Bowls



Small kitchen
Utensils



Trays



Baking Pans



Containers



PFS 90 R

Front-loading
utensils washer

TECHNICAL FEATURES

DIMENSIONAL DATA

EXTERNAL DIMENSIONS (LxPxH mm)	RACK (mm)	CLEARANCE* (mm)	NET WEIGHT (kg)
620x742x1495	500x600	500	123

WASH PROGRAMS LENGHT (sec)

ECO FAST (Sec)	GLASSES (Sec)	DISHES (Sec)	INTENSIVE (Sec)
90	120	180	480

TECHNICAL DATA

POWER SUPPLY	MAX OUTPUT,** (racks/h)	RINSE WATER CONSUMPTION (l)	TANK HEATER (kW)
400V/3N/50Hz	40	4	3

BOOSTER HEATER (kW)	WASH PUMP (kW)	INSTALLED LOAD (kW)	TANK CAPACITY (l)
6	1,5	7,5	42



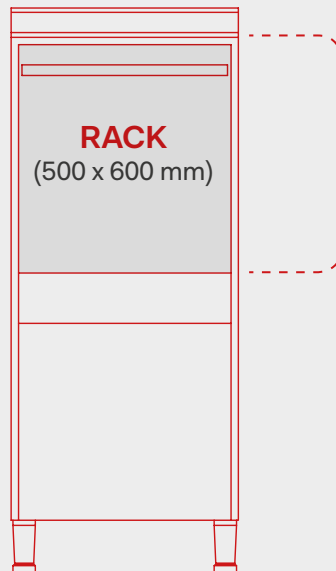
CRC - Heat Recovery System
Optional

- Single skin body steel stainless AISI 304
- Self cleaning deep drawn tank.
- Double system of filters on the whole tank
- Double skin counterbalanced door.
- Built-in rinse aid dosing pump

Optional

- Drain Pump
- Detergent dosing pump
- CRC- Heat Recovery System

** The theoretical output refers to the unit connected to 55 °C incoming water temperature and max total installed power.



CLEARANCE
(500 mm)

CAN EASILY HANDLE



Containers



Bowls



Kitchen Utensils



Trays



Baking Pans



Pot & Pans



an Ali Group Company



The Spirit of Excellence