



**Miele**

The clever guide to ironing

Information on all aspects of commercial ironing





# Contents

What does ironing entail?	4 – 5
Multitalented ironing system	6 – 7
The benefits of Miele PIB 100	8 – 17
Advice on ironing with a Miele PIB 100	18 – 25
Useful tips and tricks	26 – 29
Garment care labels	30
Fabric facts	31 – 39

# What does ironing actually entail?

Ironing affects the smoothness, shape and shine of laundry and can enhance these features. This occurs due to the effects and interaction of mechanical energy, heat and moisture.

Textiles are easier to shape and smooth if they have been subjected to steam which allows fibres to swell.

Steam is a perfect alternative to manually moistening laundry during ironing. The steam penetrates and relaxes fibres, allowing laundry to be ironed fast.

To avoid damage to textiles, the temperature should be adjusted to suit the fabrics being ironed.



# Multitalented ironing system

The PIB 100 is an indispensable colleague wherever neat attire and immaculate clothing is called for, and where nicely finished laundry should not take up too much time and tie up staff. Its use pays off particularly in hotels and restaurants as well as in care and nursing homes.

Thanks to its precise and high steam output, an exceptional quality of finish can be achieved on smart blouses, favourite trousers and the business shirts of your guests in next to no time. The powerful steamer gently gets delicate evening dresses or jackets back into shape.

The PIB 100 is designed for a long life cycle and particularly suited to use by persons ironing for up to 3 hours a day.

And it's worth noting that the PIB 100 is so simple to use it can be entrusted to untrained

staff or even to your guests. Thanks to an intuitive display, the ironing system is extremely simple to use and, thanks to its CE certification, insured in the event of a fault. This ironing system meets all health and safety requirements and is compliant with the Machinery Directive. And, what's more, it has passed a conformity assessment including a risk analysis - for greater security in your everyday working life.

So don't be surprised if ironing turns out to be the favourite pastime in your company in future.





## The benefits of Miele's PIB 100

**Miele's PIB 100 steam ironing system – active partner offering great convenience.**

This system brings together a hand iron, an ironing board and a steam generator into a single unit, offering the ultimate in user-friendly operation.

The patented<sup>2)</sup> 1-2 Lift System representing precise and efficient steam technology and a powerful steamer ensure maximum results with a minimum of effort. Folded together, the steam ironing system impresses with its elegant design. So there's no need to hide it away!





**Exclusive  
to Miele**

### Unique – Honeycomb soleplate

The patented<sup>1)</sup> honeycomb soleplate allows you to achieve excellent results and optimum fabric care. Unlike conventional hand irons, steam is distributed along a network of small channels across the entire soleplate in a flash.

This film of steam allows the iron to glide effortlessly and gently, yet effectively over the laundry.

<sup>1)</sup> Patent: EP 2 233 632 B1

<sup>2)</sup> Patent: EP 2 169 108 B1



**Exclusive  
to Miele**

### 1-2 Lift System

Requires no effort at all – two easy steps to set up! With the patented<sup>2)</sup> 1-2 Lift System, the entire unit, consisting of a hand iron, an ironing board and steam generator, can be set up in only two sweeping movements. Unlock and allow the ironing board to slide into a horizontal position until it engages – almost like magic. The ironing board can be adjusted effortlessly to the precise working height required by the user. The PIB 100 not only irons laundry but also reduces back strain!

# The benefits of Miele's PIB 100



## Variable height adjustment

With the convenient and infinitely variable height adjustment feature, you can set the ironing board precisely to the desired working height. Supported by an integrated gas pressure stay, the ironing board can be adjusted to a convenient working height of between 83 and 102 cm.



**Exclusive  
to Miele**

## Steamer\* (optional)

Creases in your jacket, evening dress or curtains are child's play for the steamer on the PIB 100. It only weighs half as much as the hand iron and does not have a hot soleplate which can cause shiny patches on textiles. Nevertheless, it has the same steam pressure and therefore the same high steam delivery as the hand iron. The brush attachment raises the pile on fabrics and ensures a safe distance from the textiles.



### **3-fold suction function**

The integrated suction function ensures that steam passes through the garments and reduces any build-up of condensation. Another benefit is that items on the ironing board are automatically held securely in place during ironing.



### **Inflation function - The air cushion for particularly gentle fabric care**

For anything that needs to be smoothed but not pressed, the PIB 100 ironing board offers an inflation function. The fan creates an air cushion between the item being ironed and the ironing board. Perfect for ironing frills, cashmere pullovers, etc. The same function prevents seam and hem impressions.

# The benefits of Miele's PIB 100



## Active ironing board

The ironing board provides active assistance with three intelligent functions. The inflation function ensures that items are ironed particularly gently and the suction function ensures the more intensive use of steam. Pressing the steam button on the iron activates the inflation or suction function on the ironing board, and switches it off automatically when you decide to take a short break. The memory function saves the last selected setting for when steam is required again.



## Storage compartments

When the PIB 100 is folded together, only its strikingly elegant and timeless design catches your eye. Two accessory compartments ensure this tidy look: The iron and cable holders disappear into the compartment under the iron rest. The second compartment is in the plinth. Here, the supply lead, non-stick soleplate, steamer and other accessories are securely stored away.

### **Mobility and a secure stand**

No need to lean the unit against a wall! The PIB 100 stands firmly and independently even when folded together, and can be stored virtually anywhere when not in use. With its floor-friendly rollers, the PIB 100 can be moved effortlessly to wherever you need it. It takes door thresholds, carpet edges and even the odd step or two in its stride.



# The benefits of Miele's PIB 100



## Display

The display helps keep track of machine settings. It also informs you sufficiently early and reliably if, for example, descaling is required or the water container needs replenishing.



## Guided commissioning routine

Before using the PIB 100 for the first time, the programme guides you through the most important settings. Simply select which language you would like information to be displayed in, and key in the water hardness. The machine then automatically calculates the right descaling cycle. This keeps your PIB 100 in pristine condition and ensures a long service life.



### CoolDown function

SAFETY is always high on the agenda at Miele: Movement sensors and the monitoring of controls ensure that the hand iron switches off automatically after around 3 minutes of inactivity. As soon as movement is detected, the iron switches on again.



**Exclusive  
to Miele**

### Descaling guidance

After setting the water hardness before use, the programme automatically determines the required descaling cycle and displays a timely reminder. Simply start the descaling programme by pressing the button. The machine will prompt you to add a suitable descaler, and then the programme starts automatically.

# The benefits of Miele's PIB 100



## **Automatic rinsing**

Mineral residue left behind by the evaporation process must be removed by regularly rinsing the steam generator to maintain consistent performance. The PIB 100 calculates rinse intervals automatically based on the volume of water evaporated. The rinsing process will then commence automatically and immediately when the PIB 100 is switched on. All that remains is to empty the residual water container.



## **AutoOff function**

If the iron or steamer is not used for approx. 25 minutes, the entire unit switches off automatically. No need to worry if you forget to switch the iron off.





### **The water tank – uncomplicated and easy to use**

The water container requires refilling when working through large quantities of laundry. This is easily done as the PIB 100 Professional Ironing Board water container can be removed and refilled with tap water at any time during the ironing process. A capacity of 4.5 l enables long, uninterrupted ironing.



### **Large ironing board with ComfortZone**

With a 119 x 40.5 cm large ironing board, there is sufficient space, even for long trouser legs. The ComfortZone at the tapered end of the ironing board accommodates shirts and blouses perfectly. Half of the front of a shirt can be ironed easily without having to rearrange shirt shoulders. A very time-saving feature.

# Advice on ironing with a Miele PIB 100

## **Steam makes the difference**

Steam allows fibres to swell. This makes textiles easier to shape and smooth. With the PIB 100, professional ironing results are achieved thanks to a steam pressure of 4.5 bar and a consistent output of 100 g/min. The dry steam penetrates even very thick, dense materials and reduces the time spent on ironing. Bursts of steam or continuous steam delivery – you can select the most suitable option using the steam button on the iron.

## **Tap water or distilled water**

Distilled water is devoid of minerals. To compensate for this deficit, it leaches substances from surfaces it comes into contact with, resulting in damage. Mains water contains varying levels of calcium carbonate which differ from area to area.



The tank is filled with tap water as the tank is descaled using two Miele descaling tablets when needed. An LED on Miele's PIB 100 informs you in good time when descaling is required.

### **Smoothing hanging textiles**

We all know how difficult it is to iron creased jacket sleeves or an evening dress with creases in the back. This is just the job for the steamer. Hold the steamer close to the textile and apply considerable amounts of steam whilst moving it up and down the garment. The brush attachment ensures an appropriate distance to the textile. Sleeves and the back of garments should be straightened and held firmly. To do this, put your hand inside the sleeve, spread your fingers and pull the sleeve taut.



# Advice on ironing with a Miele PIB 100

## **Extraction or inflation function?**

The built-in suction function ensures steam penetrates garments and prevents any build-up of condensation on the ironing board. Furthermore, the user is not exposed to large amounts of steam. Another advantage is that items on the ironing board are automatically held securely in place by the suction function during ironing.

For anything that needs to be smoothed but not pressed, the PIB 100 ironing board offers an inflation function. The fan creates an air cushion between the fabric and the ironing board, which prevents impressions left by seams. Perfect for ironing frills, cashmere pullovers, textiles with prints, sequin, etc. The same function prevents seam and hem impressions. Also, items do not have to be held in position during ironing.

## **Air cushion prevents undesirable creases.**

How can seam and hem impressions be avoided? Make use of the inflation function and pass the iron over the textile without applying any pressure. This prevents seam and pocket impressions.

## **Multi-layer ironing**

The high steam pressure and the large volume of steam is able to penetrate multi-layered materials in one single pass (for example both sides of a T-shirt). Ironing very thick or dense fabrics is no problem. This saves considerable time.



# Advice on ironing with a Miele PIB 100

## **And shiny patches?**

Shiny patches occur due to a combination of temperature, pressure and contact with smooth surfaces (in this case the soleplate) and is the result of light reflecting from ironed textiles. This is a particular problem with man-made fibres as they are already smoother than natural fibres. To avoid this effect, use the non-stick soleplate when ironing. The Teflon coating prevents glossy patches on textiles.

A shiny finish is not necessarily always a bad thing. On tablecloths, for example, it is even desirable.



## Ironing smart trousers

- Place both trouser legs on the ironing board with the waistband at the shaped end of the table, the back of the knees closest to the user.
- Now fold the whole of the upper trouser leg back.
- Ensure that the crease of the lower trouser leg is positioned correctly and pockets do not get in the way of ironing.
- Starting at the hem, place the iron on the crease - apply steam, wait for a short while, raise the iron and repeat along the crease.
- Continue all the way up to the waistband.
- Stop about 2-3 fingers' breadth short of the waistband (approximately level with the first belt loop).
- At the back, stop 2-3 fingers wide from the back pocket.
- Be aware that pocket linings are often very heat-sensitive.

Tip: To prevent shiny patches on dark textiles, use the non-stick soleplate (optional accessory).

Do not pass the iron over the trouser crease. This mechanical movement could cause the crease to slip.



# Advice on ironing with a Miele PIB 100

Appliqués can add an individual touch to textiles. Fabric appliqués, glitter, sequin or flock prints can transform a plain T-shirt into something special. To apply iron-on patches to fabrics, see the instructions supplied with the appliqué.

Use the PIB 100's suction feature and the non-stick soleplate to fix such items gently in place to prevent damage.

## Prints and appliqués

To ensure long lasting pleasure from garments with prints and appliqués, use the non-stick soleplate when ironing. Thanks to the Teflon coating, prints and appliqués can be ironed without having to turn the garment inside out.

- No damage caused to appliqués
- No soiling of soleplate

When ironing items with appliqués, rhinestones and very sticky prints, select the inflation function. This allows the iron to glide over these delicate areas without applying any pressure.





## Ironing shirts

The Comfort Zone of the ironing board allows the easy ironing of shoulders and of one entire front side of a shirt in one pass without having to reposition the item. On sleeves with a crease, the crease should end in one of the existing pleats at the cuff.

When ironing sleeves without a crease, allow a few centimetres of the sleeve to hang over the ironing board to avoid ironing a crease into the cloth. Cuff pleats are generally fixed over a length corresponding to the width of 2-3 fingers.



# Useful tips and tricks

## **Hanging up items to dry**

If a tumble dryer is not used to dry laundry, the following should be observed: Smooth out the laundry and ensure that it hangs straight. This takes little time and greatly simplifies the subsequent ironing process.

## **Sorting laundry before ironing**

### **... saves time!**

Start with items that only tolerate low heat (e.g. silk) and increase the temperature slowly. With mixed fabrics, the temperature for the most sensitive fibre always applies. Cotton and linen items are ironed at the highest setting.

Get through mountains of laundry quickly and easily by ironing similar items one after the other.

## **Starch and additives**

Starch, smooth and care for all textiles made from cotton, linen or blends of the two. This simplifies ironing even with dry and badly creased items. Textiles keep their shape for longer. Starched items should be ironed last so that any starch residues on the heater plate or soleplate do not affect the ironing of other items.

### **Small before large**

Iron small sections such as arms, cuffs, straps and collars before ironing larger areas. Ironing small parts first is important in preventing creases on areas already ironed.

### **Shirts**

When washing shirts, try not to use fabric conditioner. Fabric conditioner reduces the amount of starch in the detergent, resulting in more wrinkles. Collars, cuffs and button strips are often reinforced with stiffeners and should not be ironed too hot. Heat combined with steam may damage the inlays.



# Useful tips and tricks

## **How crease-free is 'non-iron'?**

'Non-iron' does not mean that a shirt looks as if it has been ironed after washing. It always depends on the demands placed on laundry by the wearer. Normally, consumers expect 'non-iron' to mean that an item does not need to be ironed. Practical experience has shown, however, that ironing is still needed for a perfect finish. Textiles made from cotton, linen and viscose crease easily. These fibres can be treated to reduce their tendency to crease; this can be useful on shirts for example. Such treatment involves the introduction of man-made resin or chemicals to the fibres. This increases the elasticity of textiles. Untreated cotton fibres swell during washing and shift within the fabric. After drying, the individual fibres do not return to their original, orderly position. This is why the fabric appears creased.

During washing and drying, fibres with a non-crease finish retain their original looks to a great extent. Subsequently such fabrics require only light ironing, if they need ironing at all. The fabric finish, however, washes out over time so that the non-iron effect gradually disappears. Finishing fabrics also reduces their resistance to wear. Areas subject to excessive wear such as collars and cuffs become worn more easily.




# Garment care symbols


## Care symbols


An easy, standardised and international system of care symbols provides advice on laundry care.

An iron on the care label: Textiles can be ironed with a hand iron as well as with a rotary ironer at a low temperature. Dots indicate the ironing temperature.

 Three dots correspond to a temperature of about 200°C.

 Two dots correspond to a temperature of about 150°C.

 One dot indicates that a temperature of about 110°C is sufficient for ironing.

 Items with this label should not be ironed.





## Fabric facts

### **Fabric knowledge in brief**

All textiles consist of fibres. These subdivide into natural fibres and manufactured synthetic fibres. Natural fibres again divide into vegetable (cotton, linen) and animal (wool, angora) fibres. Synthetic fibres include natural (e.g. viscose) and synthetic (e.g. polyester) materials, depending on the raw materials used. All fibres have their own specific characteristics and properties which must be taken into consideration in laundry care. Miele caters for the needs of the individual requirements of textiles.

# Fabric facts

## Cotton, linen

### Cottons

Cotton is one of the most popular natural fibres because it is very easily spun and is durable. There are more than 300 different types of cotton shrubs. The largest cotton-growing regions are China (23%) and the USA (20%). Cotton fabrics are very easy to dye and bleach. But cotton does not have great natural elasticity, has a greater tendency to crease and does not have good insulating properties. Still, no other material is as robust as cotton.



**Ironing:** Use a hot iron (3 dots) and apply steam.





## Linen

Linen is a textile made from the fibres of the flax, or linseed, plant. It is a very durable and strong fabric. It is also very resistant to soiling and odours. As it lacks elasticity, it is very prone to creasing. Linen is mainly used for home textiles such as table linen but also in the fashion industry for light summer clothes.



**Ironing:** It is recommended to iron linen hot (3 dots) and preferably with steam. The non-stick soleplate provides additional protection against shiny patches.

Tip: Linen is easier to iron when starch is added to the final rinse.






## Fabric facts

### Nylon, polyester

#### **Nylon**

This fibre is also known as polyacrylic. It is made almost exclusively into spinning thread and is light- and chemical resistant, has a low density and a wool-like feel. Polyacrylic yarn is often used to make pullovers, imitation fur and blankets, often blended with wool.

 **Ironing:** Nylon tends to shrink when subjected to intense heat. Because of its crease-free structure, nylon should only be ironed at a very low temperature (1 dot). The non-stick soleplate provides additional protection against shiny patches.

## Polyester

The fully synthetic fibres of this textile are extremely elastic, tear-proof and resistant to abrasion. They do not shrink and dry fast as they absorb only little moisture. Synthetics also keep their shape well and do not crease much.

**A Ironing:** Polyester is less prone to creasing and recovers easily. In the event that creases occur during washing or drying, they are easily smoothed by hand. Particularly persistent creases disappear when ironed at a low temperature (1 dot). The non-stick soleplate provides additional protection against shiny patches.



# Fabric facts

## Silk, viscose

### Silks

Silk is a natural fibre which is obtained from the cocoons of silkworms. The busy silk moths spin a very fine thread up to 4 km long. Silk is characterised by its shimmering appearance and its very fine and light-weight properties. Due to its distinctive smoothness and glamorous look, silk conveys a sense of luxury. Silk therefore requires special treatment.



**Ironing:** As silk is sensitive to high temperatures, it should be ironed at a moderate temperature (max. 2 dots) whilst still slightly damp. The non-stick soleplate provides additional protection against shiny patches.



**Tip:** A hand-rolled hem is a sign of high quality silk and should not be flattened during ironing.

## Viscose

Viscose is the most important cellular chemical fibre with a long tradition. As far back as 100 years ago, the search was on for a fibre which was as fine as expensive silk. It was discovered that thread from solubilised cellulose could be spun into yarn. Viscose is used to produce garment linings and summer clothes such as dresses, skirts, blouses, shirts, jackets and trousers. The knitwear industry has also discovered viscose.

**Ironing:** As with silk, its fibres are sensitive to high temperatures. Viscose should therefore be ironed at a low temperature (1 dot) whilst still damp, or ironed with steam. The non-stick soleplate provides additional protection against shiny patches.



# Fabric facts

## Wool, woollen blends

### Woollens

Wool fibres consist of several layers. Wool therefore has particularly good heat retention properties and is often used to knit warm pullovers or thick, soft winter wear such as scarves. The term wool includes, amongst others, cashmere, angora, merino, lambs wool and mohair. Pure new wool is the most common type of wool. It comes from sheep which are sheared twice a year.



**Ironing:** Woollen garments can be ironed at a medium temperature (max. 2 dots) and with steam.



## Blended fabrics

A good fabric is like a good perfume: It all comes down to the right blend and composition. Robust cotton becomes fine and elegant when blended with viscose, and cashmere blended with cotton becomes affordable. A classic blend consists of a combination of cotton and synthetic fibres, often referred to as polycottons. Microfibres are also made from a combination of various polymers.

**Ironing:** Microfibres are always ironed at a temperature which is suited to the most sensitive fibre in the textile. A linen and viscose blend would, for example, be ironed at a low temperature best suited to viscose.



Miele & Cie. KG  
Miele Germany  
Carl-Miele-Straße 29, D-33332 Gütersloh  
P.O. box, D-33325 Gütersloh

## Sales and Service

Tel.: +49 (0)800 22 44 644  
Fax +49 (0)800 33 55 533  
Mon.–Fri. 8h00–17h30

info@miele-professional.de  
www.miele-professional.de

## Miele Professional on the web

- Detailed information on technical data, features and components
- Brochures covering all product groups and applications available as downloads
- Detailed information, instructions and product presentations on Miele Professional's YouTube channel

WEEE Reg. no.: DE 99591249

This brochure is printed on paper bleached without the use of chlorine.